


**D.K.M.M. HOMOEOPATHIC MEDICAL COLLEGE & HOSPITAL,  
AURANGABAD  
DEPARTMENT OF PATHOLOGY & MICROBIOLOGY  
Schedule – III Regulation, 2013**

**LIST OF EQUIPMENTS**

Sr. No.	Name of Articles	CCH Requirement	Available
1	Hot air oven (50°C) for special standing	1	1
2	Centrifuge machine electric Rotofix	2	2
3	Water bath, electric	4	4
4	Glass ware, stains, chemical reagents for histopathology etc.	As required	Available
5	Incubator	2	2
6	Haemocytometer with R.B.C and W.B.C pipettes	25	25
7	Haemoglobinometer Sahli's type	25	25
8	Autoclave	2	2
9	Anaerobic apparatus	2	2
10	Stopwatch ½ sec	2	2
11	pH meter	1	1
12	Microscopes with oil immersion	25	25
13	High power Centrifuge for serological/Hematological work	1	1
14	E.S.R Westergreen/Wintrobe	2 sets each	Available
15	Colony counter	1	1
16	Material for preparation of media	As required	Available
17	Material for preparation of stain	As required	Available
18	Coplin Jars	02	02
19	Computer with accessories	01	01
20	Machine for estimation for blood sugar and for other serological tests	01	01

  
**Dr. Mohd Furgan Mohd. Yusuf**  
 DEAN/ PRINCIPAL  
 DKMM Homoeopathic Medical  
 College & Hospital, Aurangabad

**D.K.M.M. HOMOEOPATHIC MEDICAL COLLEGE & HOSPITAL,  
AURANGABAD**

**DEPARTMENT OF PATHOLOGY & MICROBIOLOGY**

**LIST OF PATHOLOGICAL SPECIMENS – CCH REQUIREMENT 25**

<b>Sr. No.</b>	<b>Name of the specimen</b>
1.	Fibroid of the uterus
2.	Leiomyoma of the uterus
3.	Goitre (multiple)
4.	Liver tumours
5.	Abscess of the lung
6.	Myocardial infarction
7.	Ca cervix
8.	Ca breast
9.	Acute appendicitis
10.	Fatty liver
11.	Tuberculosis of the lungt
12.	Ovarian cyst
13.	Diabetic foot gangrene
14.	BPH
15.	H-Mole
16.	Liver abscess (amoebic)
17.	Chronic cervicitis
18.	Intestine with typhoid ulcer
19.	Lipoma
20.	Polycystic kindey
21.	Ovarian cyst
22.	Fibroma
23.	Bronchogenic carcinoma
24.	Round worm
25.	Cholelithiasis
26.	Urolithiasis
27.	Lymphadenitis

**All Specimens are well preserved in Glass Jar added with formalin**


  
**Dr. Mojid Furgan Mohd. Yusuf**  
DEAN/ PRINCIPAL  
DKMM Homoeopathic Medical  
College & Hospital, Aurangabad

**D.K.M.M. HOMOEOPATHIC MEDICAL COLLEGE & HOSPITAL,  
AURANGABAD**

**DEPARTMENT OF PATHOLOGY & MICROBIOLOGY**


**LIST OF CHARTS**

1. Stroke
2. Understanding epilepsy
3. Thyroiditis
4. Bacterial meningitis
5. Diabetic nephropathy
6. Plague
7. Poliomyelitis
8. Typhoid fever
9. Mumps
10. Cirrhosis of liver
11. Viral hepatitis
12. Lung cancer
13. Pneumoconiosis
14. Septic myocarditis
15. Bacterial pneumonia
16. Tuberculosis
17. Hodgkins disease
18. Neurosyphilis
19. Microbial food poisoning
20. Life cycle of thread worm
21. Waterborne pathogens
22. Bacterial types
23. Life cycle of hook worm
24. Acute renal failure
25. Malaria
26. Cholera
27. Wilsons disease
28. Sickle cell anemia
29. Pulmonary tuberculosis
30. Pulmonary embolism
31. Amebiasis
32. Nephritic syndrome
33. Sarcoidosis
34. Haemochromatosis
35. Auto immune disease
36. Atherosclerosis
37. Whip Worm (T-Trichura)
38. Haemo charomatosis
39. Chronic Hepatitis
40. Diphtheria
41. Lung Cancer
42. Sandgly
43. Zygomyctes
44. Malabsorption syndrome
45. Insulin dependant diabetes mellitus.

  
Dr. Mohd. Furgan Mohd. Yusuf  
DEAN/ PRINCIPAL  
DKMM Homoeopathic Medical  
College & Hospital, Aurangabad

**D.K.M.M. HOMOEOPATHIC MEDICAL COLLEGE & HOSPITAL,  
AURANGABAD  
DEPARTMENT OF PATHOLOGY & MICROBIOLOGY  
LIST OF MODELS**

<b>Sr.No</b>	<b>Name of Model</b>
1.	Lung cancer
2.	Intestine in typhoid ulcer
3.	Liver cancer
4.	Uterine fibroid
5.	Kidney in nephroblastoma
6.	Lung asthma
7.	Larynx
8.	Lung cancer

  
Dr. Mohd. Fuzlan Mohd. Yusuf  
DEAN / PRINCIPAL  
DKMM Homoeopathic Medical  
College & Hospital, Aurangabad